

LUMINAIRE PHOTOMETRIC TEST REPORT

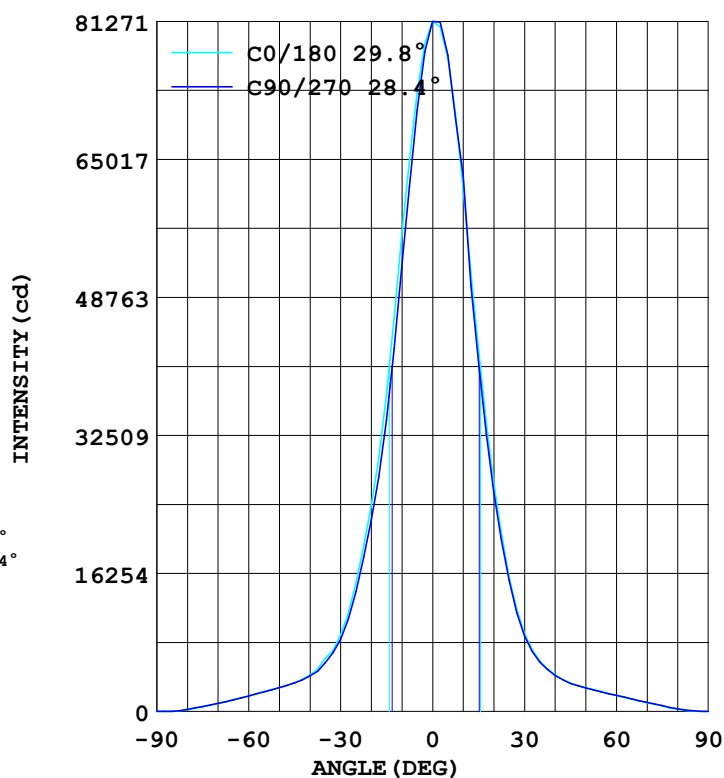
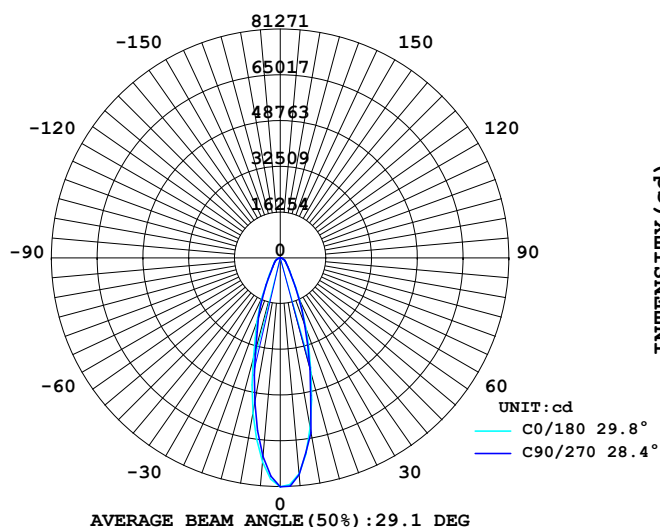
Report number:

MANUFACTURER: ILUMEN GMBH	Address:	
NAME: Klose	TYPE: IL-FL19-N24040-30	WEIGHT:
SPECIFICATION: 2835LED、4000K、30deg	DIMENSION:	SERIAL No.:

DATA OF LAMP		Imax(cd)	81482	S/MH (C0/180)	0.47
MODEL		EFFICIENCY (%)	89.6	S/MH (C90/270)	0.44
NOMINAL POWER(W)	240	TOTAL FLUX(lm)	35927	Voltage(V)	229.6
RATED VOLTAGE (V)	230	EFFICIENCY (lm/W)	149.7	Current(A)	1.073
NOMINAL FLUX(lm)	40091.2	η up (%)	0.0	Power(W)	239.9
LAMPS QUANTITY	1	η down (%)	89.6	Power Factor (PF)	0.974
TEST VOLTAGE (V)	229.6	Effective Flux(lm)	35926.8	EEI	0.100

LUMINOUS INTENSITY DISTRIBUTION

LUMINOUS INTENSITY DISTRIBUTION



Test System:
 Temperature: 25.3 DEG
 Operators:
 Test Date: 2024.11.19

Test Set: 6.0deg/s C-Gamma (TYPE C)
 Humidity: 65.0%
 Test Distance: 10.000 m
 Remarks:

Color Temperature Data List

Report number:

MANUFACTURER: ILUMEN GMBH	Address:	
NAME: Klose	TYPE: IL-FL19-N24040-30	WEIGHT:
SPECIFICATION: 2835LED、4000K、30deg	DIMENSION:	SERIAL No.:

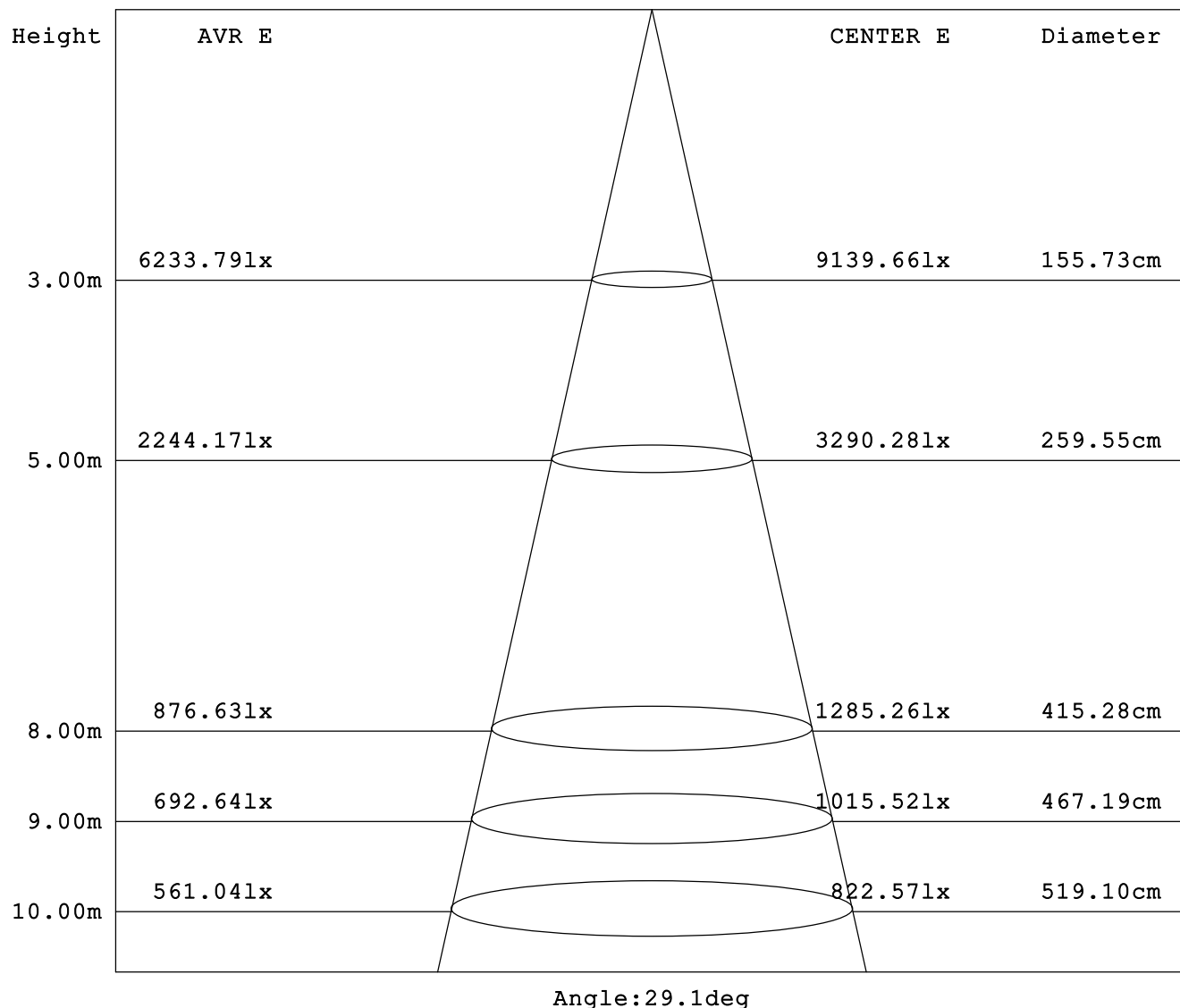
Test System:
Temperature: 25.3DEG
Operators:
Test Date: 2024.11.19

Test Set: 6.0deg/s C-Gamma (TYPE C)
Humidity: 65.0%
Test Distance: 10.000 m
Remarks:

AVERAGE AND CENTER E Figure

Report number:

MANUFACTURER: ILUMEN GMBH	Address:	
NAME: Klose	TYPE: IL-FL19-N24040-30	WEIGHT:
SPECIFICATION: 2835LED、4000K、30deg	DIMENSION:	SERIAL No.:



Test System:
Temperature: 25.3DEG
Operators:
Test Date: 2024.11.19

Test Set: 6.0deg/s C-Gamma (TYPE C)
Humidity: 65.0%
Test Distance: 10.000 m
Remarks:

ZONAL FLUX DIAGRAM

Report number:

MANUFACTURER: ILUMEN GMBH	Address:	
NAME: Klose	TYPE: IL-FL19-N24040-30	WEIGHT:
SPECIFICATION: 2835LED、4000K、30deg	DIMENSION:	SERIAL No.:

γ	C0	C45	C90	C135	C180	C225	C270	C315	γ	Zone	total
5.0	7287	7115	7082	7332	7696	7806	7730	7539	0- 5	1861	1861
10.0	5616	5351	5236	5667	6149	6217	6303	5810	5- 10	4707	6568
15.0	3727	3518	3424	3797	4260	4303	4103	3927	10- 15	5623	12191
20.0	2434	2323	2261	2496	2701	2733	2590	2509	15- 20	5157	17349
25.0	1516	1554	1412	1610	1590	1733	1553	1643	20- 25	4237	21586
30.0	903.9	990.9	849.9	970.2	922.9	1034	893.5	1021	25- 30	3180	24766
35.0	628.8	645.9	573.2	637.7	595.2	644.5	580.7	648.4	30- 35	2292	27058
40.0	427.8	460.9	419.6	447.7	430.6	457.4	425.8	462.8	35- 40	1760	28818
45.0	338.7	364.2	336.1	356.1	333.7	358.3	331.6	362.6	40- 45	1466	30284
50.0	282.1	295.3	279.5	293.2	280.4	298.6	275.9	300.2	45- 50	1294	31578
55.0	234.2	239.3	231.9	241.4	235.1	249.4	231.6	248.0	50- 55	1155	32732
60.0	184.1	186.2	184.5	190.7	189.9	203.2	191.2	199.7	55- 60	999.2	33732
65.0	138.2	136.8	138.2	143.3	146.0	156.8	148.9	150.7	60- 65	820.5	34552
70.0	95.19	91.20	95.97	98.11	104.7	111.8	107.1	104.6	65- 70	622.1	35174
75.0	56.78	52.69	59.33	59.81	65.46	70.37	67.97	66.10	70- 75	424.6	35599
80.0	20.55	19.98	25.13	25.69	28.25	35.14	31.68	28.15	75- 80	232.9	35832
85.0	2.196	2.705	2.670	4.681	5.532	9.933	7.956	6.384	80- 85	81.59	35914
90.0	0.624	0.656	0.881	0.665	0.895	0.943	0.551	0.665	85- 90	13.22	35927
95.0									90- 95		
100.0									95-100		
105.0									100-105		
110.0									105-110		
115.0									110-115		
120.0									115-120		
125.0									120-125		
130.0									125-130		
135.0									130-135		
140.0									135-140		
145.0									140-145		
150.0									145-150		
155.0									150-155		
160.0									155-160		
165.0									160-165		
170.0									165-170		
175.0									170-175		
180.0									175-180		
DEG	LUMINOUS INTENSITY:×10cd									UNIT:lm	

Test System:
Temperature:25.3DEG
Operators:
Test Date:2024.11.19

Test Set: 6.0deg/s C-Gamma (TYPE C)
Humidity:65.0%
Test Distance:10.000 m
Remarks:

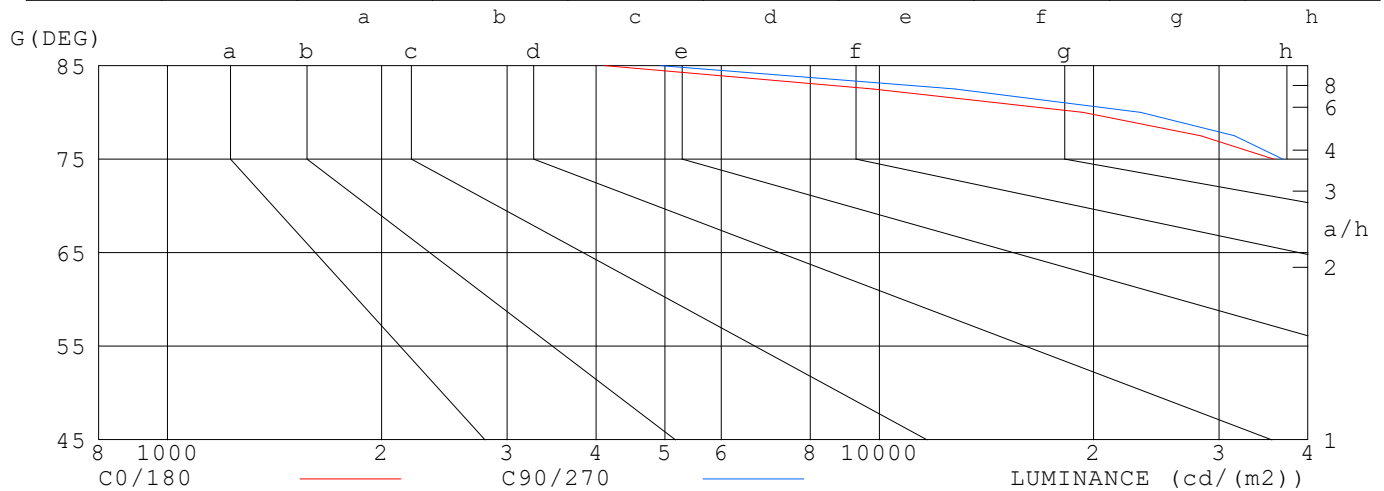
LUMINANCE LIMITATION CURVES

Report number:

MANUFACTURER: ILUMEN GMBH	Address:	
NAME: Klose	TYPE: IL-FL19-N24040-30	WEIGHT:
SPECIFICATION: 2835LED、4000K、30deg	DIMENSION:	SERIAL No.:

LUMINANCE LIMITATION CURVES

GLARE	CLASS	ILLUMINANCE (lx)							
1.15	A	2000	1000	500	<=300				
1.50	B		2000	1000	500	<=300			
1.85	C			2000	1000	500	<=300		
2.20	D				2000	1000	500	<=300	
2.55	E					2000	1000	500	<=300



LUMINANCE cd/(m2)		
G (DEG)	C0/180	C90/270
85	4115	4927
80	19326	23278
75	35819	36863
70	45435	45125
65	53416	52599
60	60123	59343
55	66682	65015
50	71666	69930
45	78201	76442

Test System:
 Temperature: 25.3 DEG
 Operators:
 Test Date: 2024.11.19

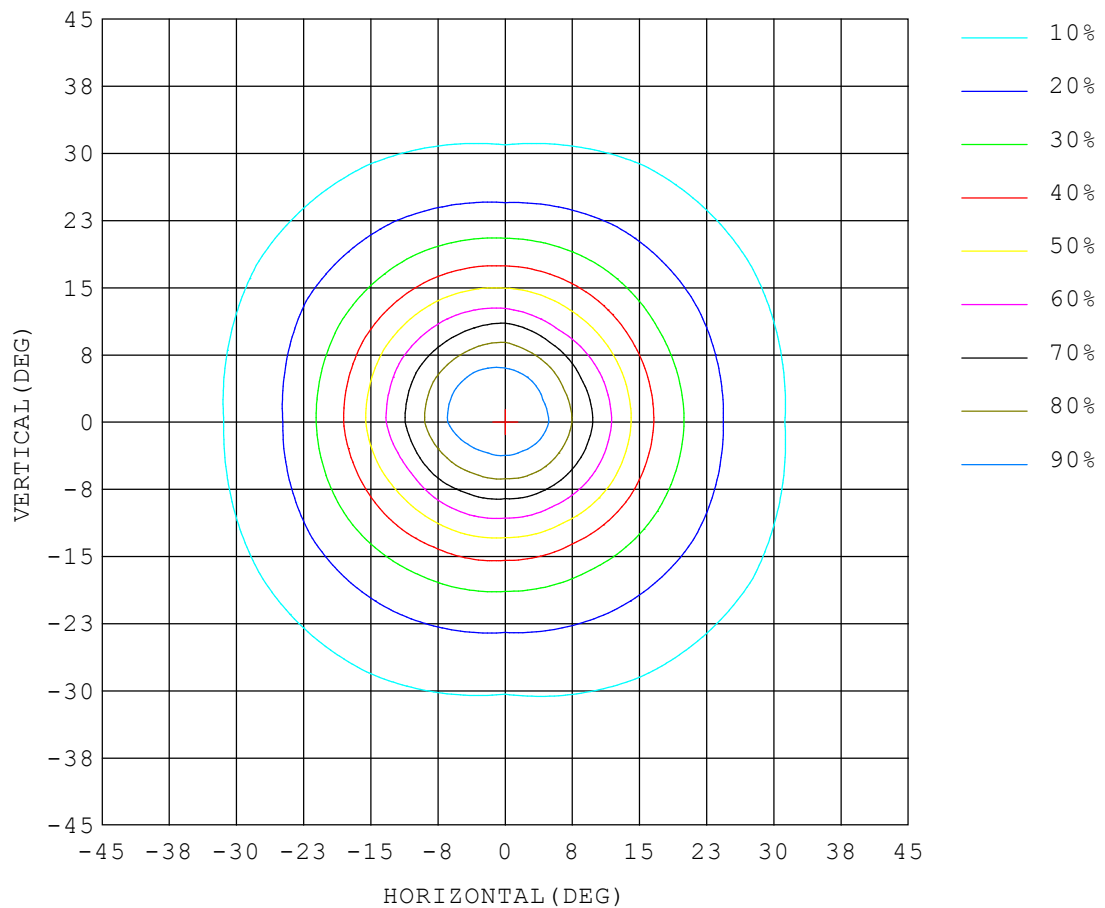
Test Set: 6.0 deg/s C-Gamma (TYPE C)
 Humidity: 65.0%
 Test Distance: 10.000 m
 Remarks:

ISOCANDELA DIAGRAM

Report number:

MANUFACTURER: ILUMEN GMBH	Address:	
NAME: Klose	TYPE: IL-FL19-N24040-30	WEIGHT:
SPECIFICATION: 2835LED、4000K、30deg	DIMENSION:	SERIAL No.:

UNIT: cd



Test System:
Temperature: 25.3 DEG
Operators:
Test Date: 2024.11.19

Test Set: 6.0 deg/s C-Gamma (TYPE C)
Humidity: 65.0%
Test Distance: 10.000 m
Remarks: